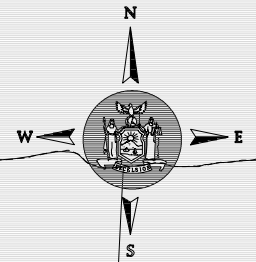
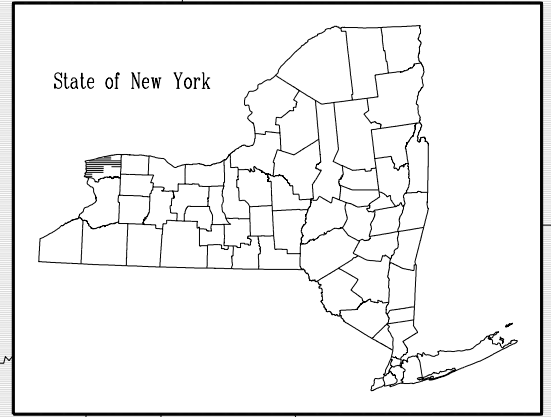
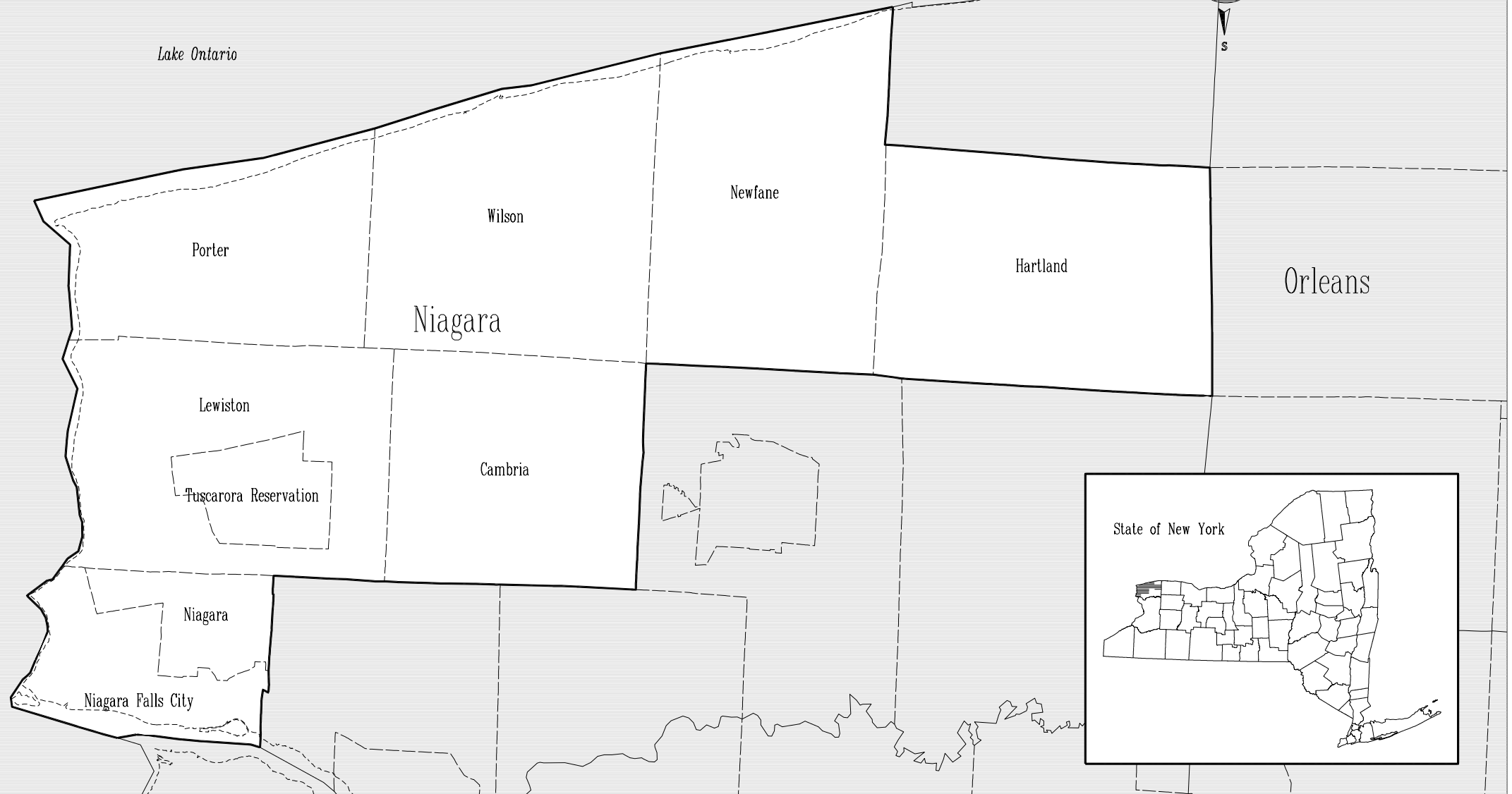


Assembly District 138



Lake Ontario



=====

DISTRICT No. : 138

Total Population : 118,502
 Deviation : -1,434
Dev. Percentage : -1.20

	: NHwhite :	NHblack :	Hispanic:	NHameri :	NHasian :	NHother :
Total	: 105,166:	10,065:	1,161:	1,643:	382:	85:
Total %	: 88.75:	8.49:	0.98:	1.39:	0.32:	0.07:
Total18+	: 81,144:	6,458:	753:	1,015:	257:	20:
Total18+%	: 90.52:	7.20:	0.84:	1.13:	0.29:	0.02:
