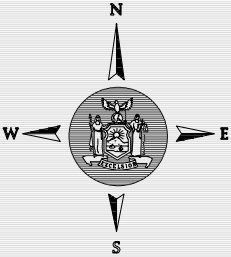
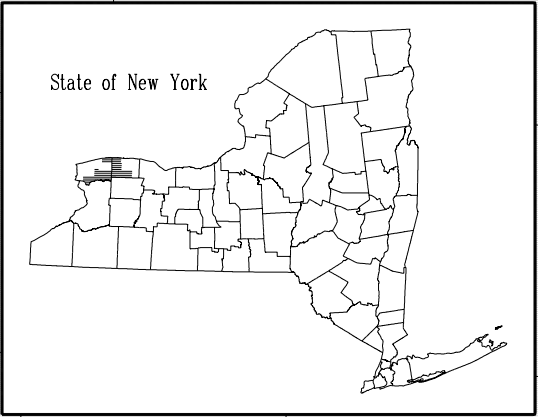
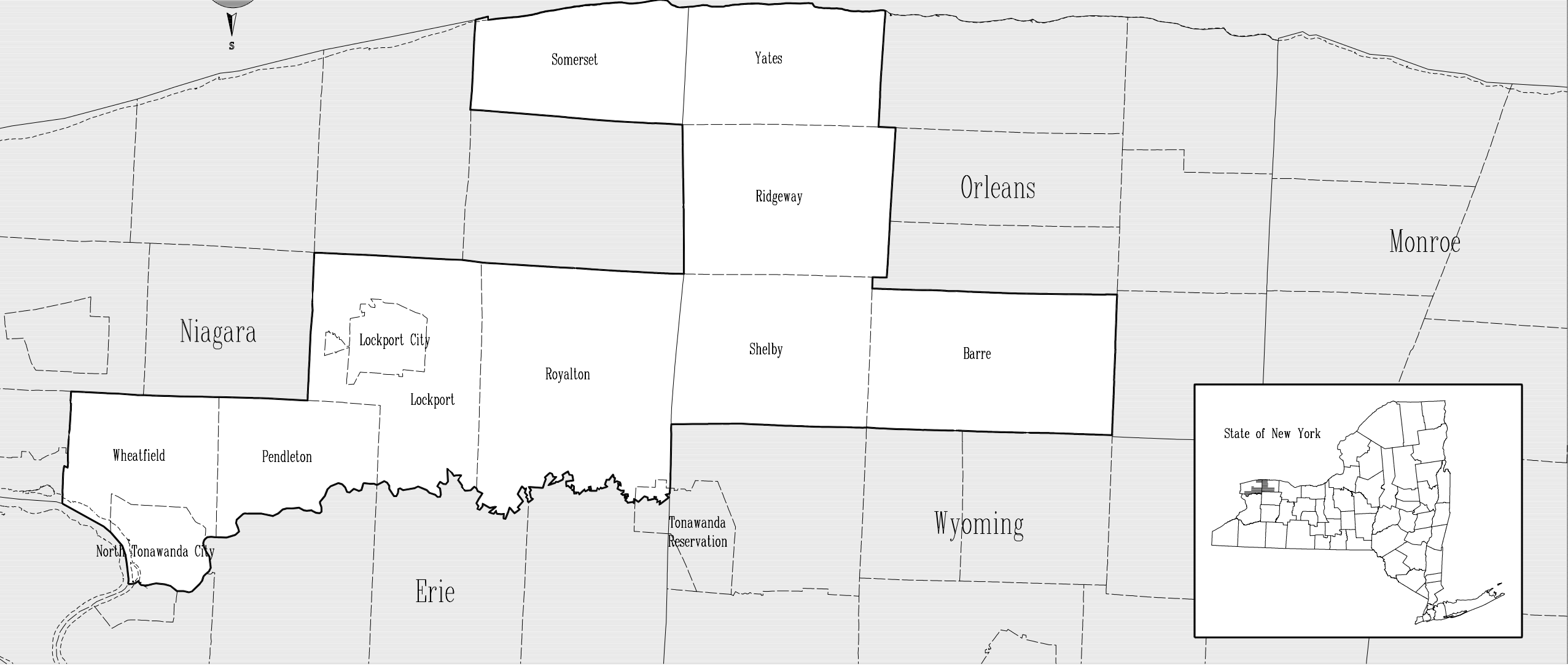


# Assembly District 139



Lake Ontario



=====

DISTRICT        No. : 139

Total Population : 119,694  
      Deviation : -242  
Dev. Percentage : -0.20

-----

	: NHwhite :	NHblack :	Hispanic:	NHameri :	NHasian :	NHother :
Total	: 114,833:	2,689:	1,301:	382:	453:	36:
Total %	: 95.94:	2.25:	1.09:	0.32:	0.38:	0.03:
Total18+	: 85,607:	1,630:	775:	275:	274:	10:
Total18+%	: 96.65:	1.84:	0.88:	0.31:	0.31:	0.01:

-----